



BRICKS PIECES

THE OFFICIAL MAGAZINE OF THE LEGO CLUB

SPRING 1988


DUBLIN CITY HALL MODEL

See Pages 2, 3



BRICKS
IN
PIECES

Presidents letter



Dear Member

Not to be outdone by our model designer Elaine Jones and her impressive Dublin model. I thought I'd have a go at building, myself.

But because, as Club President, I am such a **Very Important Person** (!) it is only right that I should have specially big LEGO bricks!

Really, of course, these 20 times life size LEGO bricks and trowel were made for a display, but they are fun aren't they? You could build a real house with bricks that size!

I hope you have just as much fun from building with your normal-sized bricks as I had with these.

Clive Nicholls

CLIVE NICHOLLS
Club President

DUBLIN MILLENNIUM

Model

In 1988 Dublin, the capital city of the Irish Republic, celebrates its Millennium – that means it is 1,000 years since it was founded in AD988. You can imagine that it will be quite a birthday party, lasting all year!



In honour of the occasion we have built a model of Dublin City Hall from over 300,000 LEGO bricks and have presented it to the city where it will have pride of place in their Millennium Exhibitions through the year.

The model was designed and built by Elaine Jones, one of our four full-time model makers and it took her five months to complete!

Elaine had copies of the original architect's drawings dating from 1768 to guide her to ensure that every detail was correct.

The model is open at the back so that you can look into the splendid circular room under the dome with its beautiful mosaic floor and lofty columns. This is where the model will be displayed in the real building from mid-April until the end of 1988.

Prior to that it will be on show as part of the 'Dublin Be Proud' exhibition being held in Arnotts, a big Dublin department store, from March 24-April 9th.

We hope that Dublin will be proud of our model of one of their finest buildings too.






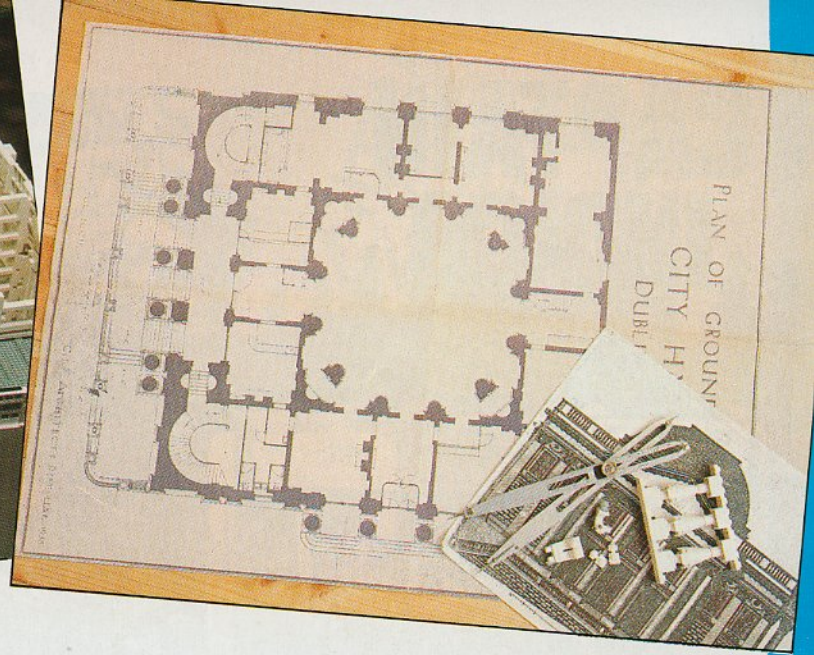

BRICKS N PIECES MAGAZINE

Editor: Sue Lister

Reporters: Meryl Haggarty, Shân Ryder

THE LEGO CLUB


Wrexham, Clwyd LL13 7TQ Tel: 0978 290900




CAPTAIN INDIGO



THE CAPTAIN AND POLKA DOT ARE TAKING 'T 4 2' THEIR NEW ROBOT DOG FOR SOME EXERCISE... AFTER HIS DINNER WHAT DO YOU THINK HE EATS? DOES HE HAVE 'BRICKFAST' IN THE MORNINGS!!




THE CAPTAIN IS SHOWING OFF HIS NEW TIME MACHINE WHEN T42 DECIDES TO GO INSIDE IT.....



NO! STOP!


T42 JUMPS AND KNOCKS A SWITCH! THE TIME MACHINE STARTS!.....



IN A FLASH THE TIME MACHINE STOPS. CAREFULLY CAPTAIN, POLKA DOT AND T42 STEP OUTSIDE!.....

WHERE ARE WE?


I DON'T KNOW BUT IT LOOKS 'TREE'MENDOUS!!



SUDDENLY! SOME MEN JUMP DOWN FROM THE TREES! EATING SOME BACON...?...

OH.. NO... IT'S A... 'HAMBUSH!!!'

GROAN!




HI... BROTHERS!
...IF YOU ARE ON THE RUN...
...AND YOU WANT SOME FUN...
...COME JOIN ME NOW.....

WOW! THIS GUY IS REAL NEAT!!



.. AND I'LL SHOW YOU HOW...
ROBIN HOOD IS MY NAME
HAVING FUN IS MY GAME!
WELCOME TO
SHERBERT FOREST !!..




HAVE POLKA DOT THE CAPTAIN AND T42 TRAVELLED BACK IN TIME TO SHERBERT FOREST?...
FIND OUT IN THE NEXT EXCITING ISSUE!!

ROBIN HOOD

MEETS THE

BLACK KNIGHT



Now the world of LEGO play greets a new hero – Robin Hood and his men of the greenwood. Swinging down from the trees they come, to out-wit the Black Knight who has built himself a sinister new castle – the Black Fortress!

In the greenwood Robin has a secret cave and a tree-house hideaway where the Black Knight will never find him.

Just think of the exciting new stories you could devise after building models like these.

The sets are in the shops now.

10 BLACK FORTRESS SETS TO BE WON

Here's your chance to win one of the Black Fortress model sets, complete with dungeon, drawbridge, portcullis and knights.




All you have to do is to study the picture above and count how many figures there are – foot soldiers, mounted knights and Robin Hood's men. Then write the total on a postcard only, with your name and address printed clearly and send it to: Black Fortress Competition, The LEGO Club, Wrexham, Clwyd LL13 7TQ, to arrive by April 11th. The first 10 correct entries drawn will win.

SPECIAL OFFER

FOR CLUB MEMBERS ONLY

You can buy this pack of 6 figures of Robin with friends and foes at the special price of only **£2.50** plus 35p post and packing. Order it on the special order form on the Club Shop page. Offer closes **1st May**.





SPRING

A "Golden" MAST goes to each of the models are shown in this photograph of a spring telling us why an award you too could become your model is shown in Bricks.



ANOTHER GREAT COLLECTOR



WILLIAM PEARCE
aged 13 built these models after visiting the Boat Show.



ANDREW DOUGLAS
This excellent model was built by Andrew Douglas aged 10. Andrew had the idea of building this after reading the book 'Dr. Who and the The Destiny of the Daleks'.



ANDREW TARR
aged seven built this model while he was on holiday. The deep sea diver has moveable legs, two blue air tanks and black flippers.



THOMAS BELL
This 'Sea Skimmer' was built by Thomas Bell who is 5½ years old. The bricks used are taken from the oil rig helicopter set.



DAVID HARMER
sent us this picture of a swimming pool. David had the idea of building this model after going on holiday. David's model includes a water slide and also a life guard.



ANDREW WHISTON
This motorised tractor was built by Andrew Whiston, aged 10.



THOMAS CLEMENTS
When Thomas Clements was on holiday he saw a Range Rover towing a boat. This gave him the idea of building his own. The Range Rover has cog steering.






COLIN DAY
enjoys building farm machinery models with his LEGO bricks. He has the idea from watching the machinery on his Grandfather's farm.

LEGO®
Master
Builder

ARDS

6 1988

R BUILDER BADGE
e members whose
here. If you have a
cial model, send it in
ow you built it, and
e a Master Builder if
n in the next issue of
Pieces.



LECTION OF WINNERS!

9

GRAHAM ARCHIBALD

sent us his model of a vintage car. He had the idea after visiting a car show with his Dad.

10

KEITH ALCOCK

This moveable puppet was built by Keith Alcock.

11

MATTHEW CROMPTON

This model of a Magic Carpet ride was sent to us by Matthew Crompton aged 12.

12

MARTIN DUNMORE

built this 'Happy Birthday' sign for his Mother.

13

SIMON AND AIDEN NEAVES

built this model together. It is a fully operational tea stirrer.

14

MARTIN STUART

built this ship, modelled on HMS Victory.



Well done!

T H E G R E A T A D V E N T U R E R S S H O W

Harrods, the famous store in Knightsbridge, London, will be the host for the latest in our series of fantastic travelling exhibitions at Easter.


This one traces the history of the great adventurers from Marco Polo up to the modern era with Sir Edmund Hilary and Sherpa Tenzing, the first men to conquer Mount Everest in 1952.

Animated LEGO Models show Christopher Columbus discovering America, Amundsen and Scott at the South Pole, Thor Heyerdahl's famous ships Kon Tiki and Ra in which he made incredible voyages, and many more.

This fascinating exhibition runs from March 19th to April 16th. Entry is free and it is well worth a visit for those of you able to get to London.


For those of you who cannot, other big exhibitions are planned for Blackpool in the Summer and Dublin next Christmas. Details of those shows will be given in future issues of Bricks 'n' Pieces.

The entrance to the exhibition shows Captain Cook who discovered Australia. 'Eventyrere' means 'Adventurers' in Danish, but it will be written in English when the show comes to Harrods!



A dramatic model of Joshua Slocum's little boat in which he proved it was possible to survive at sea for very long periods. Note the flying fish!

Amy Johnson and Carl Lindberg were pioneers of the early days of flying and this display shows accurate models of their famous planes.



The Art of LEGO

Another travelling exhibition of quite a different kind opens in May. This will feature LEGO models designed by famous architects, designers and artists - people like Kit Williams for example, who created the famous children's book 'Masquerade' which some of you may have.

The exhibition will include a history of constructional toys plus some of the earliest LEGO sets. There will also be 'Workshop' areas where children can build their own creations.

The show has been created by Clwyd County Council's Library & Museums Service, and generously sponsored by Alfred McAlpine Plc, Ove Arup & Partners, Harlech TV and PRIVATbanken.

It will open at Bodelwyddan Castle near St. Asaph, Clwyd, on 2nd May 1988 and thereafter will tour as follows:


The Yorkshire Museum, York July 21-Sept 22

Graves Art Gallery, Sheffield Oct. 8-Nov. 13

Glyn Vivian Art Gallery, Swansea Nov. 24-Jan 14 1989

Further showings in '89 are planned for Manchester, Leicester, Aberystwyth and, hopefully the Science Museum in London.

It promises to be a fascinating and very popular show.



Hello Mates

Did you like the photo of me in the last issue of Bricks 'n' Pieces? I borrowed the jacket and bow tie from the photographer – what a laugh!

Anyway, I'm getting on with my new job really well – it's great fun and immensely interesting. My only frustration is that it takes so long to build a giant model. That means I can only get three or four done in a whole year!

My first big model – a surprise 'till its done – is probably going to take me over 12 weeks or more of hard work. That's over 600 hours. Fancy that, playing with LEGO for all that time! Seeing as I'm a new member of the LEGO Club, how about you helping me by writing in and telling me about yourselves, what projects you're on and if you need any help.

What I thought would be good this issue was to show you how I made a LEGO telephone. I'll give it as a prize to the person who makes the best telephone – there's loads to choose from – an old 'phone, car 'phone, new 'phone or even a future 'phone – just send a photo of it into me.

I chose a red phone, just like the one I've got at home. Anyway, 'till I get your letters, I must get on with the hard task of laying bricks.

Martin Bridges





Martin Bridges
(Chief Brick Layer, LEGO UK)

P.S. Did you get the joke at the beginning mates? Brick layer's mates, get it?




builder BRIDGES


Brick with hole for cable.



Clip a turntable brick on the angled yellow hinge-brick.




... then build the dial and fit it to the turn brick.




If you have a length of cable, push the end in here.



Ring Ring



COMPETITION TIME



Here's your chance to win one of the exciting new Blacktron Space Sets.

HERE'S HOW TO ENTER:

Imagine that on the planet Blacktron there are no dogs or cats. So Blacktron children have some very unusual animals as pets of which the most popular is a 'Wuffletrunk'. But what does a Wuffletrunk look like?

Use your imagination and send us a drawing or a painting of one. Your entries will be judged in two age groups, eight years and under, and nine years and over. The prize for each age group is a

Blacktron Star Base, worth over £40, and 10 runner-up prizes of Blacktron Cruisers worth around £9.00.

Send your entries to:
Blacktron Competition:
The LEGO Club
Wrexham
Clwyd LL13 7TQ

Entries must arrive by 11th April – and don't forget to write your name, address and age clearly on the back of your picture.



As it will soon be time for local carnivals and fetes we thought it might be a good idea to show this great idea from Club Member Stephen Welch.

He decided to dress himself as a LEGO man and enter the local carnival in Sturminster. Needless to say he won first prize. Of course Mum helped in making the costume from cardboard. Stephen thought that other Club members might like to join in the fun.

Well done Stephen



LAND YACHT

LEGO Club Member Neil Wallis from Bromley sent us this picture of a land yacht he built recently. The design is based on an Ocean Youth Club ketch which Neil had a weeks cruise on as a cadet.

This model yacht is 74cm long and 8cm wide with the outriggers 29cm wide to make the yacht stable in high winds.

Neil has been able to sail this yacht around his garden at home proving his model really works.

We are awarding Neil his Master Builder's badge for this clever bit of LEGO building.



STARSHIP COMPETITION WINNERS

Congratulations to all our Club Members on finding the missing word STARSHIP, in our wordsearch competition. From the hundreds of entries we received, here are our lucky winners.

1st Prize: Marie Walker, Newquay, Cornwall.
Runners Up: Lisa Hamilton, Chester Le Street;
 Rosamunde Preston, Edinburgh; Karen Dodd,
 Manchester; Dominic Moy, London E4; Gillian
 Trevena, Bromsgrove; Adam Edge, Crewe; Timothy
 Field, Great Yarmouth; Eileen Crawford, Ballymena;
 Lee Niven, Blackpool; Julia Hay, Perthshire; Grant
 Ferguson, West Lothian; Darren Lock, Sevenoaks;
 Iain Goodwin, Yeovil; Fiona MacIntosh,
 Renfrewshire; Adam Loebig, Slough; David
 Roderick, Calen, Wilts.; Victoria Rhodes, Chichester;
 Ben Bonos, Ely, Cambs.; Rhys Jones, Birmingham;
 James Myers, Barnstaple.

YOUR QUESTIONS ANSWERED

Everyday we receive lots of letters from Club members. We thought we would print a few letters as there must be lots of Club members who want to ask the same questions.

- Q** Dear Club, I am only five years old and have just received a senior member badge. Is this correct?
A Yes, after you have been a member for a year and then renew for a further year's membership you are automatically made a senior member.
- Q** Dear Club how will I know when I am due for renewal?
A You will be asked to renew by letter when you receive the third magazine.
- Q** Dear Club, when are the magazines despatched?
A The Club magazine is despatched three times a year. They are usually sent from our offices on March 1st, July 1st and October 15th. They are sent by pre-paid post so allow 10 days delivery.
- Q** Dear Club, I wore my Club badge for school, and lost it. Can I buy another?
A If you send to Ruth at the LEGO Club office enclosing a cheque or postal order for 30p to cover postage we will forward one on to you.
- If you have any other questions you think other members would like to hear about please write to Shân at the LEGO Club.



club shop



11919



11917



11910

- CLUB SHOP**
- 11902 Technic Rally Cap 85p
 - 11909 LEGO Blacktron Spaceman 55p
 - 11917 New LEGO Club Patch 30p
 - 11919 New LEGO Club Stickers (1 sheet) 15p
 - 11920 LEGO Club Badge 30p
 - 11966 LEGO Club Bag Suitable for books or sports kit. Length 30cm Diameter 21cm £4.60
 - 11910 New LEGO Club T-Shirt Size 22" £2.50



11909



6103


- 11911 New LEGO Club T-Shirt Size 24" £2.50
- 11912 New LEGO Club T-Shirt Size 26" £2.50
- 11913 New LEGO Club T-Shirt Size 28" £2.50
- 11914 New LEGO Club T-Shirt Size 30" £2.50
- 11915 New LEGO Club T-Shirt Size 32" £2.50
- 6103 Robin Hood and Friends £2.50



11902



11920



11966

club shop ORDER FORM

| ITEM NUMBER | QUANTITY | PRICE PER QUANTITY | TOTAL PRICE |
|-------------------|----------|--------------------|-------------|
| 11902 | | 85p | |
| 11909 | | 55p | |
| 11917 | | 30p | |
| 11919 | | 15p | |
| 11920 | | 30p | |
| 11966 | | £4.60 | |
| 11910 | | £2.50 | |
| 11911 | | £2.50 | |
| 11912 | | £2.50 | |
| 11913 | | £2.50 | |
| 11914 | | £2.50 | |
| 11915 | | £2.50 | |
| 6103 | | £2.50 | |
| POSTAGE & PACKING | | | 35p |
| TOTAL | | | |

NAME _____
 ADDRESS _____

 POSTCODE _____

SEND TO
— THE LEGO CLUB —
 Club Shop, Wrexham, Clwyd LL13 7TQ.
 Cheque/Postal Order should be made payable to
 LEGO UK LIMITED
 Please allow 14 days for delivery.



NEW FOR MAY

THE MULTI-STOREY PARKING AND SERVICE CENTRE


With all the new cars on the roads of LEGO town, parking is getting to be a problem. But from May those problems will be solved.



The new multi-storey Parking and Service Centre model has everything:

- * 3 parking levels with a car-lift to take vehicles up to the upper floors.
- * A car wash with spring-loaded rotating brushes.
- * Petrol station and shop.
- * 4 vehicles and a motor bike.
- * 6 figures.
- * A central hinge so you can re-arrange the model as you wish.

The set number is 6394 and it will sell in the shops for £45 or less. That's a lot of money, but such a big model with so many features could not be cheap of course. But may be, as a very special present for a birthday, you might be lucky and be able to add this to your Town layout...



BUILDING IDEA

Show the audience a large, single-coloured block with a string through it. Hold the block by the base with one hand. Pull the string from side to side with the other.

Here's the magic!

Twist the block apart and show your audience that it can be broken into two.

Where's the string?

It's vanished!

Twist the two sections back together again. Look, there's the string!

Finish the trick by separating the two sections completely. Everyone will see the string running through them.

THE SECRET

The sections are connected. Look at the diagram. The string goes into each section at the top, but they are joined at the bottom!

Put a small red brick at the spot where people think that the string passes through both sections. When you pull the sections apart, you must do it

quickly. Move your hands in such a way as to make people think that the connection was at the top of each section. When the audience claps, take your bow and pull away the sections!

