




Bricks 'n Pieces

A newsletter for LEGO® Club members

Summer 1980

CLUB RALLY Aug 10th—COMING?



This picture gives you some idea of the size of the Middleton Hall at Central Milton Keynes which will be used for the LEGO World Exhibition and for the Club Rally on August 10th. The beautiful castle, used as a grotto last Christmas will be re-erected for the LEGO Building Area.

Imagine building your LEGO models inside such a splendid castle!

The rest of the hall will be used for big LEGO model displays which will look terrific.

Following the success of our first Club Rally in Birmingham Museum last year we plan a much bigger one for 1980. This should be really fantastic!

It will be held on Sunday August 10th in the huge Middleton Hall of the new Shopping Centre at Central Milton Keynes.

Situated just off the M1, roughly halfway between London and Birmingham, Milton Keynes is easy to reach for many people. Entry is free and all members and their families are warmly invited for a great day together.

Lots to see and do

There will be 10 spectacular LEGO displays to admire including a Gullivers Travels scene, Concorde, and the St. George model shown in the last Newsletter, plus many other displays. There will be a huge building area with piles of LEGO bricks so that you can spend the whole day building if you want to.

Perhaps most exciting of all, you can help build the longest LEGO Model in the World which we hope to enter in the Guinness Book of Records! This will be a special feature of the Club Day. As the

Milton Keynes Centre is half a mile long we are likely to run out of bricks before we run out of room. We'll call the model the Milton Monster and build him like a long snake.

Alternatively you might like to help to build the Tallest LEGO Model in the World which we also hope to enter in the Guinness Book of Records. It could get up to 13 metres high which is very high indeed.

Of course we cannot hope to build such a tall model as that in just one day, but the exhibition at Milton Keynes opens on August 5th and runs right through to the end of the month, with Sunday August 10th reserved for a special Club Rally Day.

The exhibition, called "LEGO World", covers nearly 3,000 square metres and is by far the largest LEGO show ever mounted in this country, so it really is something not to be missed.

We plan to set up a stall in the exhibition for the Club Rally Day so that you can buy LEGO souvenirs, and two of the specialist toy shops in the Centre (Taylor & Mackenna and Neals Toys) will open so that you can buy LEGO sets if you want to.

What time and what about food?

Club Rally Day starts at 10 a.m. and will

Dear Member,

Our Club Rally on Sunday August 10th should be a really great day. I will be there too of course and look forward to meeting lots of you.

Two and a half thousand people came to our first Rally in Birmingham last year and we have twice as many members now so perhaps we can expect 5,000 or more this year!

What is more, there will be lots more to do and see and lots more room too but I guess we are going to need it.

Early in May we took a couple of 'plane loads of members over to Denmark on a day trip to see the fantastic LEGOLAND Park in Billund. We had marvellous weather and everyone seemed to have a great time—for a report and picture see the back page.

We hope to be able to make this an annual event in future years as I know many more of you would love to go too.

See you at Milton Keynes,

C. A. V. NICHOLLS

Club President



Off to the LEGOLAND Park


Club members on the May 1st charter flight to the LEGOLAND Park in Denmark arriving at Billund airport.

close at 5 p.m. If you want to spend the whole day there you can buy meals or refreshments. Woolworths will open their big cafeteria and there is a McDonalds Hamburger bar as well as a wine bar to which children are admitted. But with thousands of you coming even these facilities could get very crowded so you might prefer to bring a picnic meal. There are some very attractive picnic areas in and around the Shopping Centre both open air and covered.

How to get there

By car: Leave the M1 at Junction 14 and follow signs to Central Milton Keynes (approx 2½ miles).


By rail: To Bletchley Station. A regular bus service connects with the principal, hourly London/Birmingham trains. Certain main line stations offer a special "Milton Keynes Visitor" ticket which includes the bus journey from Bletchley to Milton Keynes. Ask at your station for details.



Family Outing by Paul Chandler (7) of Coventry. Mum, Dad and Junior all set for a trip in the motor bike and side car. A most appealing little model.

Space Vehicle by Thomas Robbins of Woking. We get lots of space models but Thomas is only 5 and designed this entirely by himself complete with motor and "moon dust sucker" on the side. A nice photo, too.

Microscope by Richard Lloyd (11) of Malvern. A very nicely detailed model.



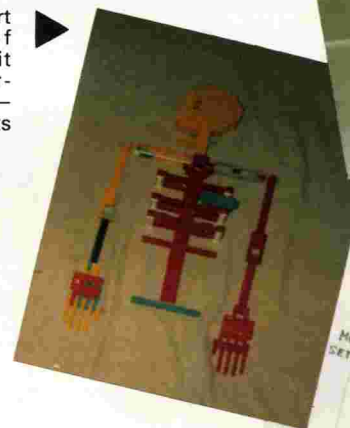
MASTER BUILDER AWARDS

A "golden" Master Builder Badge to each of the members whose models are shown here. If you have a photograph of a special model, send it in and you too could become a Master Builder if your model is shown in the next issue of *Bricks 'n Pieces*.




Building Site by Gary Denman (13) of Blidworth. It is very much harder than you might think to build a model of a building during construction. Gary has done it very well indeed complete with working crane. A pity the photo was not bigger to show more of the detail.

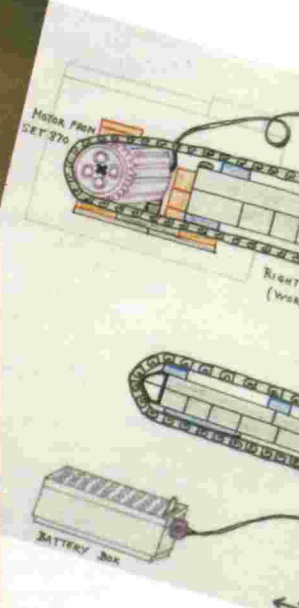
Skeleton by Robert Smith (7) of Shapwick. A bit grisly but certainly original — and all the joints move too.




A Walking Model by Bernard Rockey (12) of Sidmouth. We would love to see this model working because it actually walks and must look most amusing.



Wild West Train by Michael Pugh of Wirral. Notice the clever head-dresses on the heads of the Indians attacking the train—and the brave cowboy defending it from the roof. Action packed drama!



Rocking Horse by Michael Guyver (6). Surely it is no coincidence that Michael lives at Epsom, famous for the Derby. He must often have seen horses exercising on the Downs.



Touring Coach by Adam Bayliss of Brierley Hill. This has a 6-cylinder engine at the rear and controllable steering not to mention an automatic door which works. Fantastic!

**BUILDER
ARDS**

he goes
models
ave a
send it
Master
in the

**LEGO
Master
Builder**



Shalom by Ziw Michels (10) of London. Ziw speaks Hebrew and English and provides us with our first bi-lingual model. If you can't read the Hebrew letters for "Shalom" there is still no doubt about what the word means!



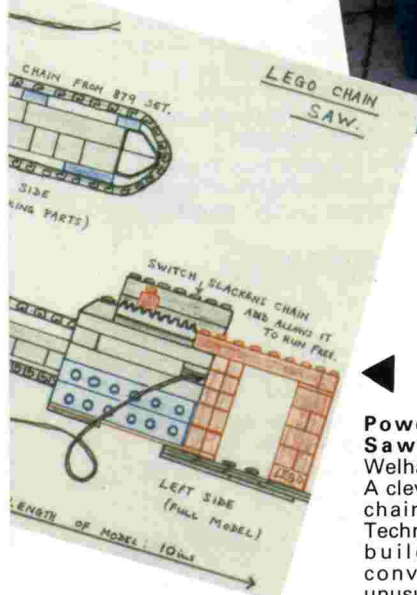
"Vin Cent" by Gareth Bailey (9) of Swansea. Gareth went to see the film "The Black Hole" and built the model of the robot Vin Cent, complete with retractable head and legs.



Pocket Calculator by Chris Waight (7) of West Wickham. A nice example of a model inspired by real objects.



Powered Chain Saw by Chris Welham (12). A clever use of the chain links and Technical Motor to build a very convincing and unusual model.



A day in the LEGOLAND® Park

By your own correspondent, David Blumenthal (10) of London.

On the homeward journey on the first Club visit to Denmark, Clive Nicholls promised a LEGO set for the best report on the day. Our thanks to all of you who wrote, but David Blumenthal is the lucky winner and receives a Technical Set 857.

"It was about 8.15 as we arrived at Luton Airport. We checked in and then waited to board the plane. It was a Monarch Boeing 720 and on our flight was Clive Nicholls. From Billund Airport it was only about two minutes walk to LEGOLAND. Once inside I saw a postbox which was used for real mail, made out of LEGO. Next was a super airport with exact scale models of Concordes and Jumbos. Cape Kennedy was also splendid with a huge rocket. It was at

that moment that I saw the train coming, which takes people on rides round LEGOLAND. The Queen of Denmark's palace which is called Amalienborg was magnificent and it even had the guards. There were many typical towns of different countries. The English one had a cathedral and a market. The Dutch one had windmills and the Austrian had a mountain railway. When I got home I tried to copy it but it was too complicated. The Presidents Monument in LEGOREDO had been built up of 1.5 million bricks, and you could easily recognise Washington, Jefferson, Lincoln and Roosevelt. The traffic school was great fun. Each car had a brake, steering wheel and accelerator. Afterwards we got a driving licence.



David Blumenthal in the "Caterpillar" ride in LEGOLAND, with the "mountains" of the Rhine scene in the background.

We also had rides on a caterpillar train, a log train and a mine train. There was also a safari with LEGO Alligators, Monkeys, and Zebras. Then we visited LEGOREDO again and I rode a live pony. We had decided to try and go to the real Billund village so we did. There was a beautiful church and we bought some Danish pastries for my brother and sisters. It had been my best day for a long time".

Radio Controlled LEGO® Tanker



This photograph of a really fantastic radio controlled petrol tanker was sent from Holland. It was built by a Mr. Hofland who makes models for the LEGO Nederland company.

It is nearly 1 metre long, is powered by twin motors and is fully steerable by the sort of radio control system you can buy in hobby shops.

If you think it looks impressive in the picture, you should see it in real life and working!

Thank you, Mr. Hofland. Perhaps you would like to join our Club?

"St. George" Competition Winners

Many thanks for all your super photographs of St. George and the Dragon models sent in for the Competition in the Spring Newsletter.

Here are the winning entries:


Under 9 years

Richard Gerrard (6) of Congleton. Congratulations on a most fearsome dragon!



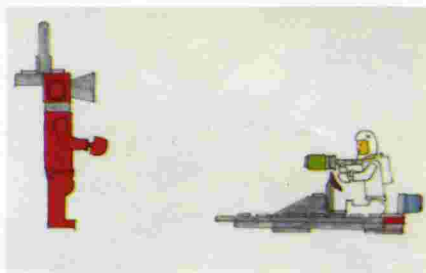
Over 9 years

Colin McDonald (11) of Hamilton. In contrast to Richard's, this dragon looks as though he'd make a rather nice pet but the forward tilt on St. George gives a nice sense of action.



Special Prize

David Rolfe of Sunderland wins a special prize for originality with his drawing for a space-age St. George. We particularly like the space monster "dragon".



COMPETITION CORNER

"Holiday Time" is the theme for our next competition. Send in pictures of models showing any holiday activity you enjoyed—or would have liked to enjoy.

You could show skin divers or building sand-castles on the beach; pony trekking or mountain climbing or sailing. Perhaps you like playing cricket or even went to see a Test Match? Maybe you will go camping or have a picnic in the country?

Whenever you are enjoying yourself during the Summer holidays, stop and think "I'll make a LEGO model of this".

Send in your entries to:

"Holiday Time" Competition

LEGO U.K. Ltd.

Wrexham

Clwyd LL13 9UH

to arrive by September 15th.

As usual there will be LEGO set prizes for any entries printed in the Autumn Newsletter in two age groups, under 9 years and over, so remember to put your age on your entry.

Good luck. Happy holidays, and happy model building.