


10 p




LEGO® & DUPLO Catalogue '84



“Grown-ups are people who don't play any more”

(Boy aged 6)



For us grown-ups, playing is luxury. For a child play is a necessity.

Why? Because playing means total absorption, total devotion. And as such, playing is every child's natural way of developing physically as well as psychologically.

Having manufactured toys for children for over half a century, we have learnt a lot about the



importance of play. Consequently we have made great efforts to develop toys that inspire and stimulate play at the various stages in your child's life, caring for the fact that children develop into little individuals with different needs and interests.

How long should a good toy last?

You will notice that our range of toys span from 0 to 16 years. And as all our toys fit and can be built together, your child could - in theory - be using his babyhood DUPLO blocks to engineer an advanced TECHNIC construction, when he grows old enough. Our total product list is to the right. A more detailed description of the various lines are found on the following pages to help you

choose the toy that's right for your child according to age and interests.

And remember - it is through play that your child gets experience. Learns about life. So, when you take the time to play with your child, you are also making sure that playtime is really going to be something to remember.



Years:

0 1 2 3 4 5 6 7 8 9 10 11 12 13 14 15 16



0-5

Baby Toys
Building Sets
Play Sets

Pages 4-9



3-12

Basic Sets

Pages 10-14



3-7

Fabuland

Pages 15-17



5-12

Ships

Page 18



LEGO

5-12

LEGOLAND

Pages 18-25



6-14

Railways


Pages 26-29



7-16

Technic

Pages 30-33



From 3 months




DUPLO toys for babies

It is through their play that babies discover how to use their hands, and gradually to control their movements.

That's why babies need toys with forms and colours which stimulate this activity. DUPLO baby toys come in those colours that small children react to: bright red, yellow and blue. The rattles have forms, sounds and functions for tiny hands to explore, and lots of built-in discoveries.



2015
Ball Rattle-Teether. Soft rounded forms, two-hand grip. Ball rotates and rattles



2023
Flower Rattle-Teether. Easy-to-grip form. Disc moves with click-clack sounds




2024
Duck Rattle-Teether. Ball rotates and rattles. Eyes move. Beak ideal for teething



As baby grows older and more skilled, DUPLO toys offer new play possibilities because the Baby Toys can be combined with each other and the big DUPLO bricks.





2037
Spinning Coaster Set. Bottom spins and rattles but stays close to the child. Face of separate rattle turns and clicks



2038
Bath Activity Toy with floating fish



★
2054
Squirrel Push-along




★
2055
Rocking Horse Push-along

1-5 years



**Putting in rows.
Biting on.
Hiding and finding.
Stacking.**



At about 1 year children tend to become increasingly methodical in their way of playing. Now the child is trying to discover what the toys are and can be used for. DUPLO Building Sets are ideal toys for children from 1 year. The bricks are big, with rounded corners and easy to handle for the small child. There are 5 different Building Sets for different kinds of play.



2335 Building Set (Animal)
2345 Building Set (House)

2355 Building Set (Vehicles)
2365 Building Set (Safari)

2375 Building Set (Town)
2305 Building Base

2307 DUPLO Bricks
2309 DUPLO Bricks



2-5 years

“... then we sailed away on a big ship”

At about 2 years, the real world begins to play an important part in your child's play so the toys need to look more realistic.

In this way your child is getting to understand the relationships of the world. DUPLO Play Sets use themes which children recognize from the everyday world: Houses, cars, animals, people.

These Play Sets offer lots of possibilities for the child to imitate and understand the very fascinating “adult” world.

The new DUPLO Sea Explorer. It floats and the top can be rebuilt in different ways. The sailors float in their life-jackets, and there is a ramp so that cars, or even a train, can drive on board.



2-5 years



2623 Delivery Van. Load up the groceries and off on your rounds



033 Farm Animals. With windmill that turns around



045 Play Farm. Includes all the ingredients for building and playing with a farm




2634 Tipper Lorry. A sturdy end-tipper. The new play figure can also handle the shovel



2642 Living Room. Complete with four figures and furniture



2648 House with Garage. One half furnished with beds and table, the other has a car and big double doors



2639 Service Station & Tanker



2645 School and Bus. The blackboard has interchangeable pictures. The school bell rings and the clock has hands that move



2618 Bath Toy Boat with Diver




2619 Rescue Helicopter



2646 Play Crane and Truck. The crane rotates to load bricks in a skip which tips them into the lorry




2649 Sea Explorer with car and floating dinghy








2636
Tow Truck & Driver




2700
Play Train with track. The crane can lift bricks. The tipper waggons can be emptied. And the rails are easy to put together




2705
Play Train (without track). An appealing push-train. Run it on the floor or add rails if desired



2627
Car and Horse Box. The cowboy can also ride the horse



2717
Play Train Bridge



2713
Play Train Points



2711
Play Train track (straight). Four pieces, easily connected



2712
Play Train track (curved). Four pieces, makes a 1/2 circle

Cars, trains, cranes. Traditional toys with timeless appeal. But these DUPLO versions have something extra for they're made from big, simple pieces which children can take apart and re-assemble at will.



Basic Sets

3-12 years

The best way to start any LEGO® collection

During childhood imagination runs really free. Basic Sets are made to stimulate free, creative building. The sets are age-adapted so that the contents - the LEGO® bricks and special elements - fit the skills and interests of the various stages in your child's life.

As there is really nothing you can't build with a Basic Set, your child need never get tired of it. Because a Basic Set is a new toy every day.



Joan, 3½ years.
"Daddy's car"



Mike, 5 years.
"Removal van"



Alex, 8 years.
"Look, the winch really works"




322 • 333 • 355 • 366

Basic Sets from 3 years. Include bricks, wheels, windows. Larger sets also include figures, and trees

Basic Sets for 3 year olds

These sets care for the fact that 3 year olds are still in the process of learning how to control their fingers, and only just beginning to find out how to build 3 dimensional things. So the elements and the bricks are big and simple to give your child the freedom to experiment and create.



5-12 years

Basic Sets





544 • 555 • 566 • 577

Basic sets from 5 years. With bricks, wheels, doors, windows and figures.
All sets include building ideas. The large 577 set includes a wind-up motor



890

This sturdy wind-up motor has an added feature you'll really appreciate: If both keys get lost you can still wind it up by pulling it along backwards first



5 years and the world is sooo big

If you have a child of 5, you'll know how immensely interested he or she is in everything around. The day hardly has enough hours for your child's energy and curiosity. These children paint, invent, say and do the most charmingly astonishing things. They are also eager LEGO® builders.

Basic Sets for 5 year olds are made with this in mind. With lots of small elements which the child can now handle: Roofing tiles, shutters, etc.

There is also a building guide included in these sets, as your child will now be able to profit by trying to build from a drawing. Remember, this is not a limitation, it's an added experience.



7-12 years

Basic Sets

From 7 years ideas get bigger too

At about 7, children become increasingly interested in details and functions. The older they get, the more they like building complicated models with lots of details. Basic Sets from 7 years include special items and realistic features. All Sets include a building guide.



722 • 733 • 744
Basic Sets from 7 years. For realistic building with wheels, cranes, rotors, gear wheels and much more. Building instructions for 5 models. Large set 744 includes the battery motor and instructions for 5 motorized models



710
Basic Set for children from 7 years. Builds many realistic models, especially houses furnished with cupboards complete with opening doors and drawers



107
Battery motor. For building into working models. With lever for forward/reverse control. Batteries not included



3-7 years



Fabuland

Welcome to the land of make-believe

In the FABULAND® world your child develops his or her natural talent for telling and constructing fabulous stories.


Lots of funny little characters are available to play make-believe roles - hero or villain, mayor or road sweeper - you name it.

And the children themselves make the settings for the stories - with the special, easily built FABULAND pieces. Though they still fit together with LEGO® bricks of course.



3-7 years

Fabuland



3678
The story of The Noisy Neighbours.
With Lionel Lion, the Mayor of FABULAND,
Dr. Lucy Lamb, Edward Elephant and Harry Horse



3637
Gertrude Goat with her painter's truck, ladder and paint pot



3626
Roger Raccoon with his sports car, oil can and wrench



3638
Buster Bulldog and fire engine.
Ladder turns, goes up and down



3627
Bonnie Rabbit has a truck laden with flowers



3670
Service station



3639
Police van



3630
Aeroplane



3671
Airport



3672
The story of The Cooking Contest. Catherine Cat and Doctor Dog disagree over cooking. Mike Monkey restores peace



It's so easy to enter the FABULAND® Storyworld

You may start off your little story-teller with just a couple of FABULAND® figures. They come with different tools in handy gift packs. Or you may set him or her up with a big FABULAND box with enough pieces and figures to make a full adventure. In all bigger FABULAND boxes you'll find a storybook you can read aloud to your child - it also serves as an easy-to-follow building instruction. And then, just watch how your child soon makes up his or her own stories!



3654
The story of The Flower
Garden. Lisa Lamb's country cottage



3664
Police station. Complete with cell!



3667
The story of The Tasty Bread.
With Freddy Fox and Patricia Piglet



3706
Ernie Elephant, the
street sweeper with his
broom



3782
Paul Parrot, the press
photographer



3709
Henry Horse, the
carpenter



3786
Boris Bulldog,
the postman



3710
Peter Panda takes a
bath



3787
Hannah Hippopotamus, the
head gardener of FABULAND



3711
Tuba player



3788
Paulette
Poodle in her living room



3712
Accordion player



3789
Speed cop



3713
Drummer



3791
Scooter tourist

★ New 1984 - Available June.

5-12 years

Ships

Made for much more than sailing


Most ships can sail. LEGO® ships can even survive a shipwreck. Because they can be taken apart, built into any new design and still be shipshape. The 3 different ships all have working details.



4023
Fire fighting ship. Well equipped with foam guns and water guns, axes and oxygen tanks. Two firemen and a captain form the crew



4015 Freighter.
The midsection has a loading hold with hatch cover. The crane can load and unload the cargo



4005
Ocean going tug. There is a tow line with hook and equipment for the captain like a "walkie-talkie" and a wrench



5-12 years

The new LEGOLAND® Castle. A legend in your own lifetime!

Remember how fascinated you were yourself by Robin Hood, King Arthur and his knights? The new LEGOLAND® Castle packs can be collected to let your child create exciting historic adventures around strong castle walls.

Your child can build castles with towers and drawbridges that really work.

And play with knights, horses, siege-towers and catapults.



One of the new pieces for building strong castle-walls.



LEGOLAND®



6010
Knight's squire



6021
Sir Richard
and the Black Knight



6022
Men at arms



6030
Black Knight's catapult



6061
Siege tower



6040
Blacksmith's forge



6073
Black Knight's castle



6080
Castle Lion

★ New 1984 - Available April.

5-12 years

LEGOLAND®

LEGOLAND® Town. It's like living in your very own town

LEGOLAND® sets come small and big. Designed to let your child collect, build and play in its very own town.



6382
Fire station. Two fire engines with roll-out hoses. Double-length ladder for rescue actions high up. Sliding doors to garages. Furnished office and room for crew inside



6371
Service station.
With working car hoist for repairing cars.
New motorbike and 3 lane roadway



6384
Police station. With car, helicopter and new motorbike. New transparent blue skylight, siren, sliding doors and "search light". Cockpit of helicopter opens. Building contains office and jail for suspects




6372
Villa. Furnished kitchen and sitting room on ground floor. Bedroom upstairs. Barbecue in the garden



6374
Holiday home. With new sliding patio roof. Kitchen, sitting room and bedroom upstairs



6605
Go-Kart



6606
Road works barrow with road cones and barriers



6607
Street cleaning car to keep LEGOLAND Town tidy



6608
Tractor and driver

This new LEGOLAND car not only has changeable wheels there's even a jack to lift it!



The LEGOLAND® models. No wrong solutions. Just lots of right ones

Each LEGOLAND® model comes with a detailed building guide. Turning a 2-dimensional drawing into a 3-dimensional model is a useful skill to learn. But that does not mean there is only one right way to do it.

Every pack shows alternative ideas on the back, but the ones children make up themselves are often the best of all.



6651
Post Office van. With postman to empty the post box and deliver letters



6653
Motorway maintenance. With emergency "lights" and traffic signs



6652
Dumper.
A 6-wheeled heavy-duty dumper and driver



6654
Motorbike transporter with new speedway motorbike and rider



6655
Car with jack

5-12 years

LEGOLAND®



6302
6 LEGOLAND People



6305
Trees and flowers



6306
Road signs



6630
Digger with driver and tools



6373
The Bike Shop



6621
Fire truck



6622
Express mail messenger




6623
Police car with "lights" on top and driver




6624
Parcels Van. The rear door lifts to receive goods




6683
Hamburger stall.
With chef and customer




6304
2 Cross roads



300
2 Roadplates
T junction



301
2 Roadplates
Curves



302
2 Roadplates
Straight roads


How do you plan a new town?

You start with the streets of course. To make the little LEGOLAND® Town as true-to-life as possible, start with the roadplates. They give real streets, crossings, junctions and building sites. Plus increased play value for the young town planner.



6000
LEGOLAND
Ideas Book

84-pages of building and play ideas.





6362
Post Office. With counter, sorting room,
letter box and postman



6365
Cottage. With kitchen,
sitting room and sunshade in the garden



★
6366
Fire brigade



★
6367
Interstate freightliner



★
6684
Police escort



6685
Fire helicopter. For fighting fires from the air



★
6686
Excavator



6692
Articulated lorry. Cab tips forward for
repairs. Trailer uncouples




★
6694
Car and caravan



★
6695
SHELL tanker.

5-12 years

LEGOLAND®



6980
Starship "Explorer".
Huge 3-stage spaceship with mothership, space lab and transport unit



6971
Space Station Alpha



6951
Cybernaut. Multi-purpose Space construction



6928
Mercury Crawler



6929
Space transporter. Separate container
unit stowed in back behind swing gates



6930
Mission Control Centre.
With control room, hinged roof
and landing pads for 2 space scooters.
Vehicles can drive right under the landing pad



6950
X15 satellite launcher.
With instrument panel, launch gantry,
2 astronauts and go-anywhere wheel bogies



6890
Spaceship & shuttle. Shuttle docks in
orbiting Delta Craft. Cockpit cover hinges



6881
LL20 Satellite launcher



LEGOLAND® Space.

Explore the far reaches of the imagination

Give your child the excitement of constructing space models to land on Mars, search the surface of Uranus and much more.

Once the first model is built, the many special pieces give ample scope for building all kinds of space models never seen by human eyes before.

Crater plates add realism to the scene. They make it easy to build up a real space setting for more vivid play.



6801
Space Scooter.
The astronaut has a walkie-talkie



6803
Space patrol craft.
Astronaut with camera



6804
Space Jeep



6822
Space grab. Powered sledge with jointed grab



6823
Survey vehicle.
With metal detector and storage unit



6824
Zero 10 Interceptor



6842
Inspection spacecraft.
For quick inspection of unknown planets




6844
Explorer vehicle.
With metal detector and parabolic scanner



6846
Zero 15 Interceptor



6701
6 Astronauts with scientific equipment




306
Baseplates with landing strips for spaceships



305
Crater plates (2)
Four make a complete crater



6880
Mercury Surveyor
with articulated grabs for collecting samples. And 12 wheels




6871
Beta Patrol Launcher

6-14 years

Railways




7850
Straight rails.
16 rails + 16 sleepers = 100 cms



7851
Curved rails.
16 rails + 16 sleepers = half circle




7852
Points. 1 left + 1 right. For train
without motor and battery train



7853
Crossing. For train without motor and
battery train



7710
Train set without motor. Locomotive and 2 coaches,
5 figures, platform and track (70x70 cm). Battery
or electric motors can be added. Building instructions for main and extra model




7720 Battery train set.
Diesel locomotive with 3 waggons, inc. battery wagon.
Track 70x95 cm, 3 figures, truck, platform, crossing, signal and smart posit for change of direction. Can be turned into
electric train by adding 12 volt motor, transformer and conductor rails. Building instructions for main and extra models

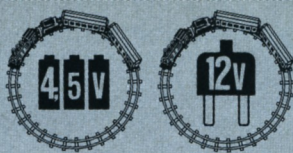
Railways that always run on time

LEGO® Railways combine all the excitement of train-play with the fascination of building your own train.

The flexibility of the LEGO system enables you to build any train you want, any time you want. Begin with a train without motor. Or with a battery train. Or with the advanced electric train. You can always convert from one to the other by adding 4,5 volt motor, or 12 volt motor, electric rails and transformer.



For all kinds of LEGO® trains



These exciting models complete your LEGO® Railway layout. They give added realism and fun to the train play with lots of functions and details.



7819
Mail van. With sorting office and storage room. Pallet with parcels. 1 figure



7838
Goods loading terminal. Wagon with 2 silos that tip to both sides. Crane that moves back and forth. 3 figures and control tower




7821
Maintenance wagon. With lamp post and turnable platform. 2 figures



7824
Railway station. With ticket office, phone booth, coffee bar, control tower, waiting room and mailbox. Includes 9 figures



7818
Passenger coach with 2 figures. Doors can be opened and roof lifted. Building instruction for main and extra model



7834
Level crossing. Built on LEGOLAND roadplate. With ordinary rails and conductor rails. Can be used for all kinds of trains




7815
Sleeping car. With 4 berths. The 2 upper berths can be raised upright. Wash room between the 2 sleeping compartments, 2 figures



7814
Breakdown crane with 2 figures. Crane rotates. Hook and jib go up and down

8-14 years



Railways



7740
Electric Inter-City train set with locomotive and 2 coaches. Platform, track (70x108 cm), 10 figures. Figures can be placed in coaches through roof. Locomotive has head- and tail lights.




7727
Electric Goods Train Set. Steam locomotive. 2 flat bed waggons with 4 different loads. 1 goods wagon with new sliding doors and fork truck. Track 70x82 cm




7725
Electric passenger train set. Passenger train with driver. Track 70x70 cm. Doors can be opened. Light can be added. Building instructions for main and extra model



7755
Electric Diesel locomotive. Roof lifts so figure can be placed inside. Lanterns at front and back can be turned so red or white light matches direction of the train



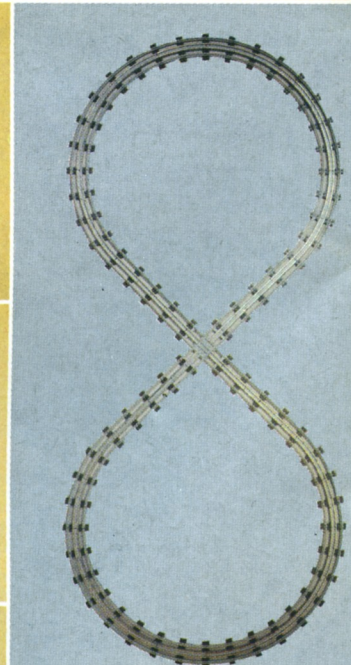
7858
Remote controlled point, right, for electric trains




7859
Remote controlled point, left, for electric trains




7860
Remote controlled signal with coloured lights and isolating track




Firm snap-locking rails mean you can hang the whole track on the wall when not in use.




7861
Electric lighting set (12 volt).
For locomotives and coaches



7864
12 volt transformer/controller.




7854
8 straight conductor rails for electric
trains. 100 cm




7865
Electric train motor (12 volt) with pick-up shoes. Can be
built into train without motor and battery trains



7866
Remote controlled automatic level crossing. Barriers operated
via remote control unit connected to transformer.
When barriers are lowered the red lights flashes



7855
8 curved conductor rails for electric trains.
1 half circle



7862
Remote controlled decoupling for electric
trains

No limits with electric trains


The 12 volt electric system offers many technical features.

There are signals, points, and lights which can all be remote controlled from control panels connected to the transformer.


The LEGO® train matches in scale with the LEGOLAND® models and figures.



7856
Points (1 left + 1 right) for electric train.
Manually operated. For remote control add
points motor 7863



7863
Electric remote controlled points motor
for 7856 points only



7857
Electric crossing



7867
Lamp posts. With 4 electric lamps.
For use with 12 volt transformer




7777
84 page Railway Ideas Book

716 years

Technic

A different way of building



TECHNIC LEGO® is definitely not just something you build up brick by brick. Even though it fits with LEGO elements it's a different technical construction system with solid beams and bushes to hold gear wheels, pistons etc. for detailed working models. The sets are designed so that children from as young as 7 can begin to discover the fun of TECHNIC construction.

8050
Universal Set from 8 years. Like all sets, has detailed building plans for at least 5 models. Includes 4.5 volt motor

8040
Universal Set from 8 years. With the new pneumatic elements to construct air-powered models (see opposite)

8030
Universal Set from 7 years. All sets enable children to build many different models from one set

8020
Universal Set from 7 years. Provides a simple yet exciting entrance to the world of engineering



New 1984 - Available October.

The TECHNIC Universal set 8040 features a new function: Pneumatics. A simple, reliable and effective way to make models work with air pressure. For example, you can make a mechanical grab with pneumatic powered jaws, a tipper lorry that tips its load or a bulldozer which raises and lowers its blade.

How pneumatics work.



716 years

The fork lift truck that turned into a

When you buy a TECHNIC Model Set for your child, you're not buying just that one exciting model. Because any TECHNIC model is designed to turn into lots of different ones and each set includes building instructions for at least 2 other models.




8841
Dune Buggy




8845
Beach buggy. With steering and springs.
Building inst. for 2 models



8844
Helicopter.
Working rotor and rear stabiliser. Retractable under-carriage. Building inst. also for a Gyrocopter



854
Go-Kart. With steering and 1 cylinder rear engine. Building inst. for 3 models



8710
TECHNIC elements



872
Gear blocks.
2 gear blocks for easy gearing
down of battery motor by 1:20



8700
Battery motor.
Can be built into all models. Switch for
forward/reverse operation



Technic

The TECHNIC Ideas Book

If you really want to explore the possibilities of the TECHNIC system, then this book is a must. Packed with ingenious ideas for working models it also includes stage by stage building plans.



8889




8843
Fork Lift Truck with pneumatic power




8848
Tipper lorry. With steering, tipper load with side flaps. Differential gear. Scoop can be turned into snow plough or harvester. Building inst. for 2 models



8859
Tractor. Piston-engine under lifting bonnet. Plough can be re-built as a harrow
















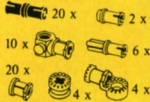





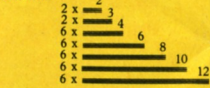






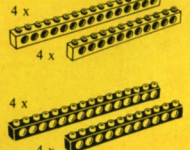


















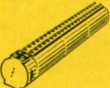



8851
Excavator with pneumatic power



8860
Car chassis. With steering, adjustable seats, suspension, 4-cylinder box engine with fan, and differential gear. Building inst. for 2 models

LEGO® Spares Service

If you lose a special part or want an extra one this service can help you. The selection shown here has the parts you will be most likely to want. We cannot supply complete LEGO® sets, as these can only be bought from toy shops. But if you particularly need a component not shown here, just write to us, and we shall do our best to help you if we can.

| | | | | | | |
|---|--|--|--|---|--|---|
| <p>1101 £ 4.50 Replacement "LEGOTRONIC" power unit for 107 battery motor</p>  | <p>1115 £ 0.90 Lighting brick for 4.5 volt battery</p>  | <p>1132 £ 0.50 4 tilting bearings for angling radar dishes etc.</p>  | <p>1142 £ 1.00 Railway. 2 wheel sets, black</p>  | <p>1205 £ 0.60 2 Keys for wind-up motor</p>  | <p>1217 £ 1.55 20 TECHNIC beams and plates, assorted, yellow 1218 £ 1.55 20 TECHNIC beams and plates, assorted, blue 1219 £ 1.55 20 TECHNIC beams and plates, assorted, red 1220 £ 1.55 20 TECHNIC beams and plates, assorted, black</p>  | <p>1231 £ 2.62 2 TECHNIC wheels and tyres, large, 82-mm dia.</p>  |
| <p>1102 £ 0.45 4 bushes to hold wheels in motor</p>  | <p>1121 £ 0.90 Propellers, wheels and rotor unit</p>  | <p>1133 £ 0.57 4 hinges</p>  | <p>1143 £ 1.11 Railway. 2 wheel sets large, red</p>  | <p>1206 £ 0.95 10 round bricks, white</p>  | <p>1221 £ 1.75 8 TECHNIC beams, 12 and 16 stud, yellow 1222 £ 1.75 8 TECHNIC beams, 12 and 16 stud, blue 1223 £ 1.75 8 TECHNIC beams, 12 and 16 stud, black 1224 £ 1.75 8 TECHNIC beams, 12 and 16 stud, red</p>  | <p>1232 £ 1.75 TECHNIC bushes, piston rods, toggle joints, half shafts, etc.</p>  |
| <p>1103 £ 2.73 Battery box</p>  | <p>1122 £ 0.60 1 big and 2 small hinges</p>  | <p>1134 £ 4.76 Railway. Battery tender</p>  | <p>1144 £ 0.94 Railway. 1 long carriage/waggon base</p>  | <p>1207 £ 0.70 2 turntables, red</p>  | <p>1233 £ 1.91 34 TECHNIC axles, assorted</p>  | <p>1234 £ 1.82 TECHNIC gear wheels assorted inc. steering, crown and drive wheels</p>  |
| <p>1104 £ 1.69 2 connector leads, 750 and 100-mm</p>  | <p>1123 £ 0.62 3 ball and socket couplings, one articulated joint</p>  | <p>1135 £ 2.94 Railway. 3 metre wire and plugs (electric)</p>  | <p>1145 £ 0.41 Railway. 1 bogie plate</p>  | <p>1208 £ 1.20 16 inverted sloping bricks, assorted</p>  | <p>1225 £ 1.75 8 TECHNIC beams, 12 and 16 stud, yellow 1226 £ 1.75 8 TECHNIC beams, 12 and 16 stud, blue 1227 £ 1.75 8 TECHNIC beams, 12 and 16 stud, black 1228 £ 1.75 8 TECHNIC beams, 12 and 16 stud, red</p>  | <p>1235 £ 2.10 TECHNIC differential gear, assorted steering arms and gear racks etc.</p>  |
| <p>1105 £ 0.55 2 rubber crawler tracks</p>  | <p>1124 £ 0.68 Digger bucket assembly</p>  | <p>1136 £ 1.45 Railway. 2 couplings, 2 buffer beams</p>  | <p>1146 £ 0.86 Railway. 4 coupling rods and 2 slide valve casings</p>  | <p>1210 £ 0.80 Winch block and hook assembly</p>  | <p>1229 £ 0.95 2 rocket cones, nose cones and steering jets</p>  | <p>1236 £ 1.69 2 TECHNIC wheels and tyres, medium 62 mm diameter</p>  |
| <p>1107 £ 2.18 Signal and shunting trip-posts for battery train only</p>  | <p>1125 £ 0.86 Crane grab assembly</p>  | <p>1138 £ 0.75 Railway. 8 rubber wheel rims</p>  | <p>1147 £ 0.70 Railway. Set of light filters, prisms and mounting brick</p>  | <p>1211 £ 0.90 4 landing pads and angles</p>  | <p>1229 £ 0.95 2 rocket cones, nose cones and steering jets</p>  | <p>1237 £ 1.46 6 TECHNIC wheels with 4 small and 2 medium tyres</p>  |
| <p>1110 £ 0.94 4 loco wheels for battery train only</p>  | <p>1126 £ 0.68 Jack</p>  | <p>1139 £ 1.75 Railway. 1 locomotive base with couplings</p>  | <p>1154 £ 4.10 TECHNIC Battery box</p>  | <p>1212 £ 0.95 2 rocket cones, nose cones and steering jets</p>  | <p>1213 £ 0.95 5 radar dishes, assorted</p>  | <p>1229 £ 2.14 70 TECHNIC chain links</p>  |

See Spares Order Form bottom right

Supplementaries

Easy ways to tidy up. Choose between:

A combined storage cloth and play mat. (Just pull the string and the play mat forms a bag, scooping up all the bricks ready to stow away.)

Or handy storage trays (2 different) with separate compartments for sorting.

A special cabinet takes 4 trays.



1129

Storage Cloth
See page 34

757
Tray

758
Tray

759
Cabinet

Speed and light

Imagine! A brick that really lights up.

With colour filters too. (Battery power needed)

Or extra windows, doors, wheels.



836
Doors and
windows



837
Wheels
8 assorted pairs



970
Lighting bricks with
colour filters

What to build now?



840 Baseplate, green, 32x32 studs
841 2 Building plates, green/yellow, 10x20 studs
842 2 Building plates, red/blue, 10x20 studs
843 Baseplate, grey, 48x48 studs

The 84 page Ideas Book. Full of model suggestions. From simple to complicated ones. **Something to build upon** Additional baseplates. Greater scope for better models.



226
LEGO Building Book,
84 pages

Yellow bricks, please!

Yes, you can buy extra bricks, and just bricks, in assorted colours. And roofing bricks and assorted plates as well.



★ New 1984 - Available May.



It's a new toy every day